

32 Studz included in pack

AU DR 366290/Patent Pending

### Step 1

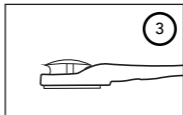
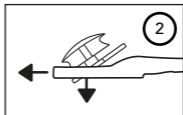
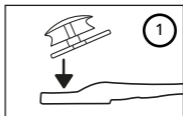
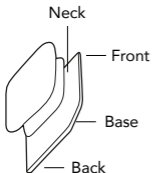
Tilt and lower Stud toward opening.

### Step 2

Stretch opening and push front of Stud through until Glyde pops into place around neck.

### Step 3


Ensure Stud is firmly in place in opening and facing correctly.



Top



Side



Below



Choking Hazard – Small parts – not suitable for children under 36 months

